

Step-By-Step Guide to Renewing Your Marketplace Plan

Follow this step-by-step guide to complete your renewal through our new portal for members with Federal Marketplace plans.

If you have any questions or concerns at any time through the process, please don't hesitate to reach out to your GHC-SCW agent. Call 608-828-4831 or email isales@ghcscw.com anytime Monday through Friday between 8 a.m. and 5 p.m.

We appreciate your business!

Step 1:

Visit ghcscw.com/marketplace get started! This will take you to a login screen to access your account. You may be asked to agree to our privacy and terms policy. Checkmark these two agreements and click **continue**.

If you **do not** have an account yet, click 'Sign up' to create an account. For security purposes, you will be asked to connect/verify your Marketplace account and confirm your identity by filling out a secure form with your full name, address, date of birth, social security number and more.

If you are unable to confirm your identity through our portal, please call (608) 828-4831.

Verify your identity

In order to connect your plan information and retrieve all of your official documents from the marketplace to HealthSherpa, you'll have to verify your identity. [Learn more](#)

As a partner of HealthCare.gov, our site is secure and your personal information is only used and needed to find your Marketplace application.

Primary contact information

First name: Middle: Last name: Suffix:

Date of birth: Social security number:

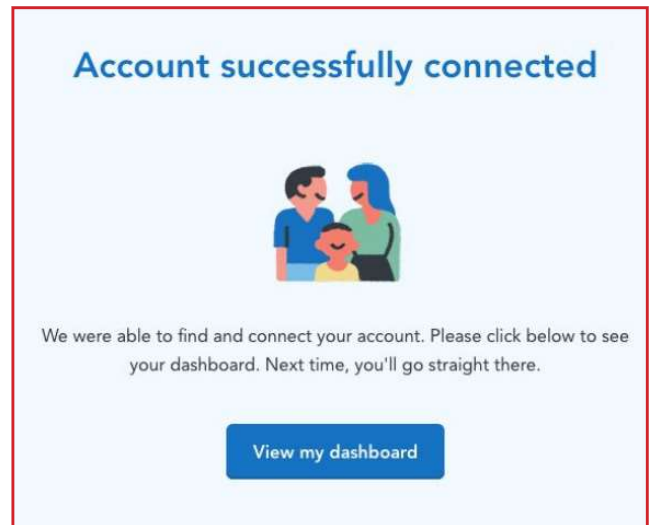
Contact information

Street address: Apt. / Ste. (Optional):

City: State: Zip code:

Phone number:

If you do not have an account, you will be asked to verify your identity.



Once your account has been connected successfully, you will see this message.

BETTER TOGETHERSM

Group Health Cooperative of South Central Wisconsin (GHC-SCW)
MK22-133-0(8.22)FL

 **Group Health
Cooperative**

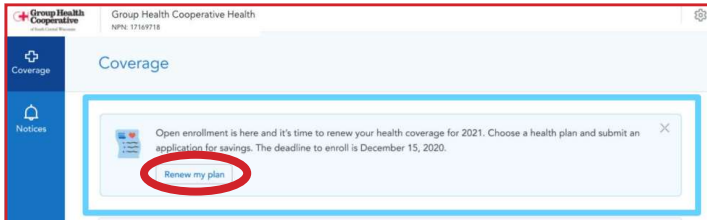
of South Central Wisconsin

ghcscw.com

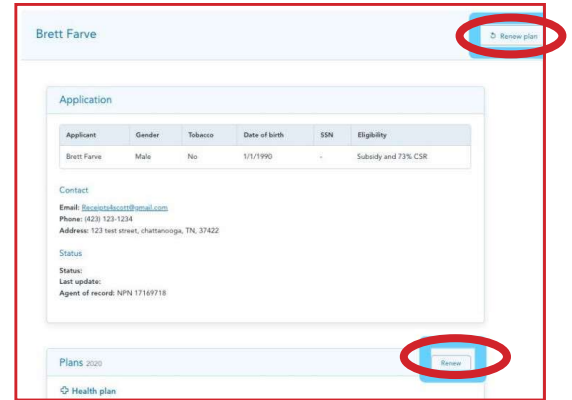
Step-By-Step Guide to Renewing Your Marketplace Plan

Step 2:

Once you have successfully logged in and/or connected your Marketplace account, you will see a message near the top of your screen prompting you to renew your plan. Click the button circled that reads 'Renew my plan'.



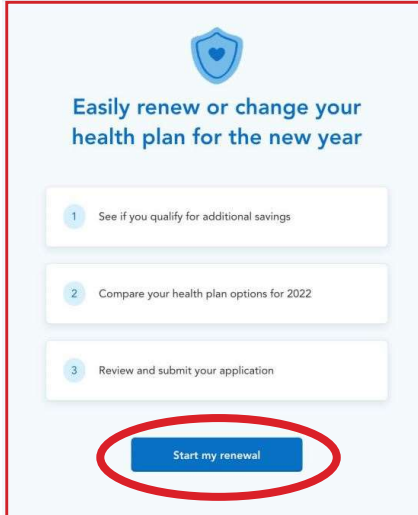
If you previously had a Marketplace account, your page may look like this.



If you previously had a GHC-SCW member portal account, your page may look like this.

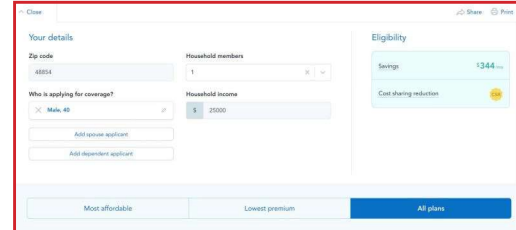
Step 3:

Once you have clicked 'Renew my plan' you will be prompted to begin the renewal process.

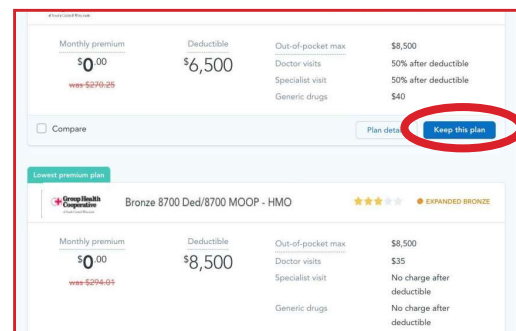


When you begin your renewal, this screen will pop up.

Click on "Start my renewal."



You will then be asked to verify your member details.



From there, you can begin to shop for different plans or keep your current plan.

BETTER TOGETHERSM

Group Health Cooperative of South Central Wisconsin (GHC-SCW)
MK22-133-0(8.22)FL

 **Group Health Cooperative**

of South Central Wisconsin

ghcscw.com

Step-By-Step Guide to Renewing Your Marketplace Plan

Step 4:

Once you have chosen a plan, you will be asked to verify a pre-filled application and your contact information. When you have determined that everything is correct, you may submit your application.

Primary contact

Home address

Enter your permanent address.

Street address Apt. / Ste. (Optional)

153 Main St

City State Zip code

Lansing Michigan 48854

County

Ingham

Click here if you don't have a permanent address.

Is your mailing address the same as your permanent address?

Yes No

Back Continue

Be sure to verify all of your contact information before submitting your application to prevent any delays or mistakes during your renewal.

Confirm your plan

Based on your eligibility results, here's what your plan will look like.

Plan summary

Group Health Cooperative of South Central Wisconsin Select Silver 4550X Ded/7900 MOOP 87% - HMO @ SILVER + Cost

Wisconsin

Premium 55.73

Deductible 900

Out of pocket 2,700

Savings

Your household qualifies for a \$294 per month savings on your premium.

I want to apply all of my savings

Eligibility summary

Name	Covered by this plan	Next step
Submit Button	Yes	Enroll

Enroll in this plan

Not ready to enroll? Edit application Change plan

Here, you will click "enroll in this plan." The page should refresh when your application has been sent successfully.

Step 5:

Once your renewal has been successfully submitted, you will be taken back to your dashboard where you will view any pending items, such as payments or documents that need to be uploaded.

BETTER TOGETHERSM

Group Health Cooperative of South Central Wisconsin (GHC-SCW)
MK22-133-0(8.22)FL



of South Central Wisconsin

ghcscw.com